

Hospital Fire Safety

Fires always pose the danger of injury, death and property damage. Orlando Health facilities have different fire protection systems working together to identify and suppress fires when they occur. These include heat/smoke detectors, sprinkler systems, fire/smoke compartments, fire extinguishers, pull stations and alarm systems.


In the event you hear the fire alarm while conducting an appointment at Orlando Health, you should listen for an overhead paging announcement of “Code Red”, Orlando Health’s “code” for fire. The announcement will also give details about the location of the alarm. Follow the guidance of your Orlando Health contact in this situation.

In the event of a fire in an Orlando Health hospital, the *RAACE* procedure is followed.



RAACE (CODE RED) PROCEDURE





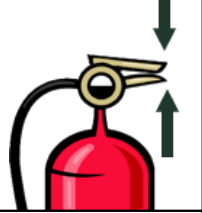

Remove	Remove guests, visitors, patients, co-workers and yourself from the immediate area of the fire/smoke.	 An illustration of a nurse in blue scrubs assisting a patient in a wheelchair.
Alarm	Activate the alarm by pulling the nearest pull station.	 An illustration of a red fire alarm pull station with a 'PULL DOWN' button and a downward arrow.
Alert	Call out ‘CODE RED’ to the nearest Orlando Health team member(s). They will call the emergency number for your area to report the Code Red.	 An illustration of a person in a black vest talking on a mobile phone.
Confine	Close all of the doors in the affected area.	 An illustration of a blue door with a black arrow pointing to it, indicating it should be closed.
Extinguish	If safe to do so, extinguish the fire by using PASS (Pull, Aim, Squeeze, Sweep) from a safe distance and always leave yourself a way to escape. NEVER turn your back on a fire.	 An illustration of a red fire extinguisher.

Fire extinguishers are located on every floor of the hospital. In the event of a fire, where it is safe to do so and you are trained, use the *PASS* procedure to extinguish the fire.



PASS PROCEDURE



P ull	Pull the pin.	
A im	Aim at the base of the fire.	
S queeze	Squeeze the handle.	
S weep	Sweep from side to side.	

In the event that a fire escalates, **CODE RED STAT** will be paged overhead. This requires horizontal evacuation of everyone in the affected smoke compartment to a safe smoke compartment. When entering a different smoke compartment you will see a red tag above the door frame (see below).



Remember, always follow the directions of an Orlando Health team member during a Code Red event.